Jack-Daniyel Strong

Jack is the President of J-D Strong Consulting, Inc. and Strong Solutions. As a member of the Apple Consultants Network, grew from a one-man consultancy into an Apple Authorized Reseller and Service Provider for the Eastern Washington and Northern Idaho area.

Strong Solutions' sole focus is on MacOS and iOS solutions for Small and Medium Business.



STRONG SOLUTIONS

Authorized Reseller

Authorized Service Provider

J-D strong consulting

business technology solutions

Authorized Service Provider

Authorized Reseller

MACTECH PRO EVENTS

Time Machine Deep Dive, and Fitting it Into a Backup Strategy



BACK TO THE FUTURE™

tmutil


DISCONNECT CAPACITOR DRIVE
BEFORE OPENING
SHIELD EYES FROM LIGHT

tmutil



man tmutil

one of the best written man pages ever

tmutil: quick overview of verbs you want to know about

```
setdestination    inheritbackup
startbackup       associatedisk
restore           calculatedrift
destinationinfo   uniquesize
compare           disablelocal
```

uniquesize

determine the actual size
of the backup you just created

```
tmutil uniquesize /path/to/backup
```

```
sudo tmutil uniquesize /Volumes/
BackupDrive/Backups.backupdb/MyMac/
Latest

94.8M    /Volumes/BackupDrive/
Backups.backupdb/MyMac/
2015-03-04-085320
```

destinationinfo

analyze useful information
about your backup destination

```
tmutil destinationinfo
> ====================================================
Name          : BackupDrive
Kind          : Local
Mount Point   : /Volumes/BackupDrive
ID            : D0F44680-4FB7-4E06…
```

restore

restore an item inside a snapshot
to a given destination

```
restore /path/to/backup /path/to/dest
```

```
tmutil restore /Volumes/BackupDrive/
Backups.backupdb/MyMac/Latest/MacHD/
Users/brown/Desktop/FluxCapacitor.doc
/Volumes/MacHD/Users/brown/Desktop/

Total copied: 8.32 MB (8721361 bytes)
Items copied: 1
```

restore



restore multiple items to a given destination

similar to cp or ditto

```
tmutil restore /Volumes/BackupDrive/
Backups.backupdb/MyMac/Latest/MacHD/
Users/brown/Documents/DeLorean/
Before.jpg /Volumes/BackupDrive/
Backups.backupdb/MyMac/Latest/MacHD/
Users/brown/Documents/DeLorean/
After.jpg /Volumes/MacHD/Users/brown/
Desktop/
```

startbackup



tell a group of machines to all backup using Apple Remote Desktop (ARD)

```
tmutil startbackup

tmutil startbackup --block && printf
"\a"
```

snapshot



create a new local Time Machine snapshot

```
tmutil snapshot
```

Local snapshots: See HT4878

disablelocal



turn off local Time Machine snapshot &
cleanup of accumulated local snapshot data

```
sudo tmutil disablelocal
```

Useful for Servers

Disable processes that could cause disk thrashing if a backup drive were to become unresponsive

Using Time Machine to Backup Servers

- use `tmutil disablelocal`
- ServerBackup native backup service for OS X Server
  - takes part in the restoration of server services
  - look for OpenDirectoryMaster.sparseimage in /var/backups/
- Restoring OS X Server from a Time machine backup. See [HT202406]

OS X Server
Time Machine Service

- Enable Time Machine in just a few clicks

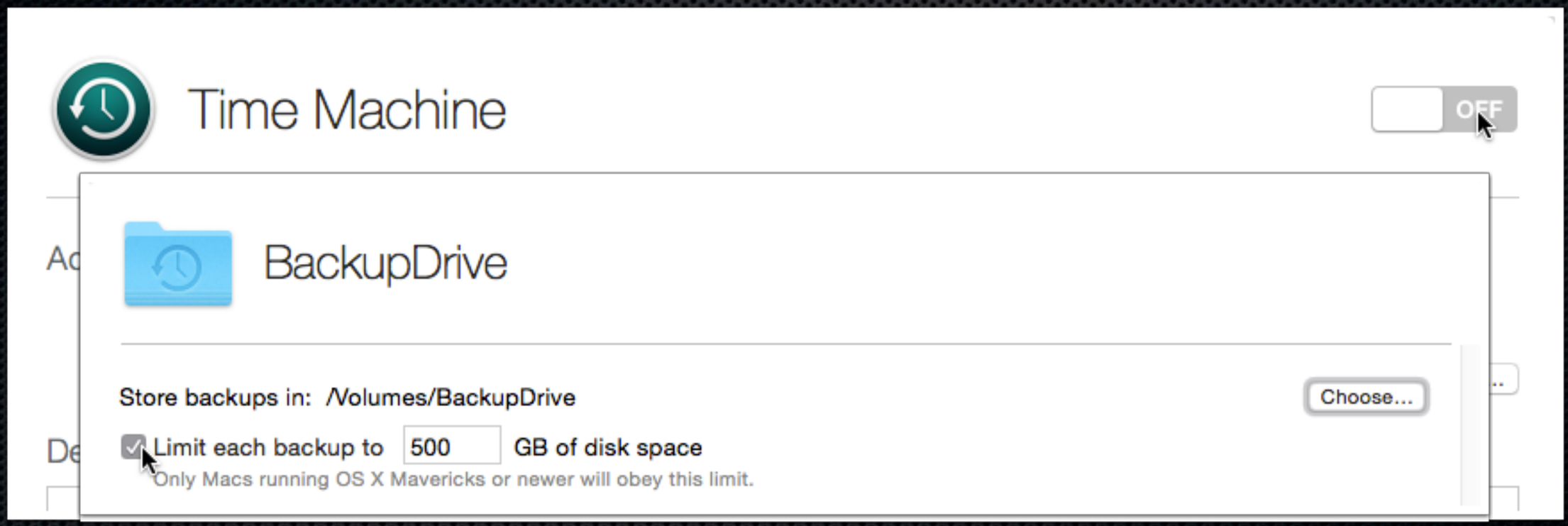

- Direct backups to different storage locations
- Set Space Restrictions (Mavericks and above only)

OS X Server
Time Machine Service

- Time Machine is now a destination on the network

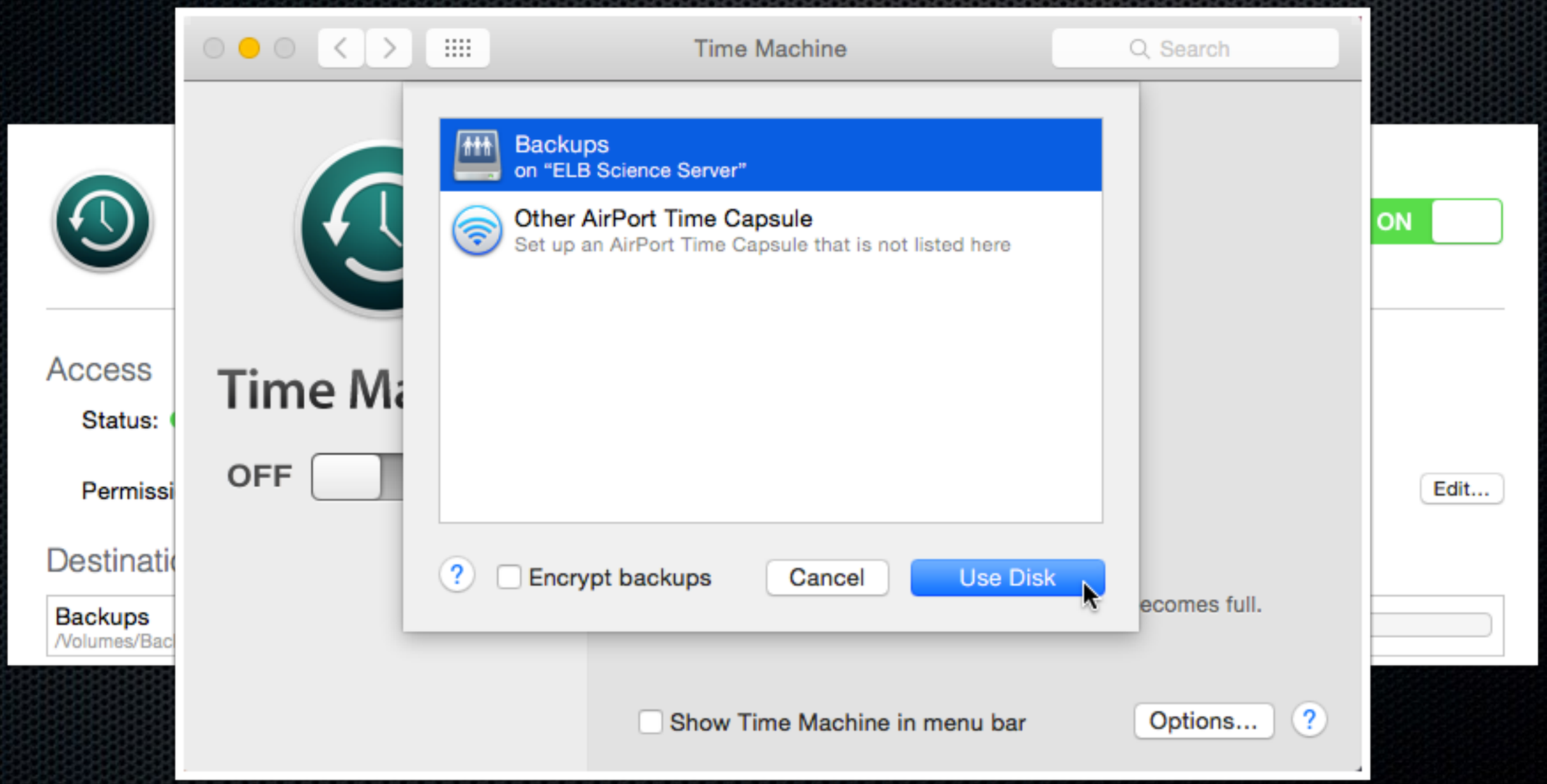

OS X Server
Time Machine Service

- Track backups
- Push and email notification if a backup has not completed

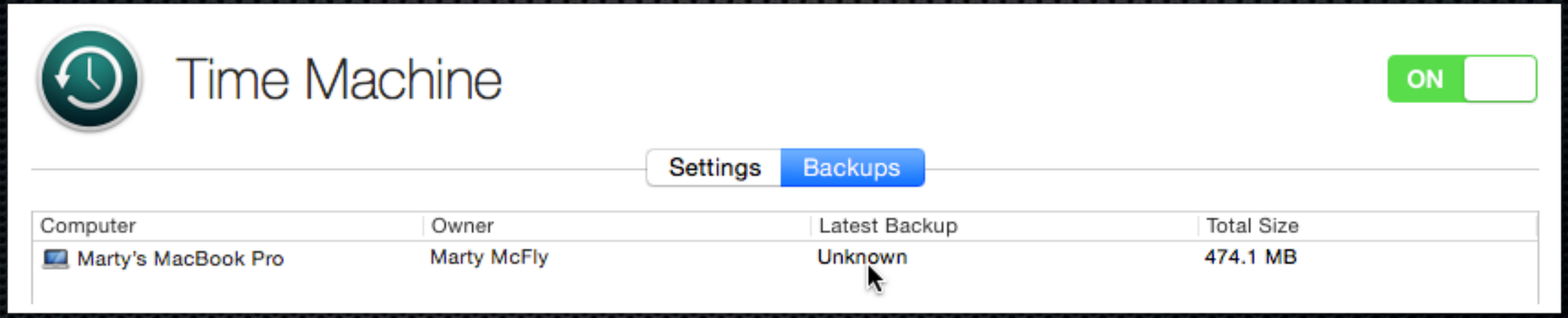

3-2-1: Rules for yourself

- 3 copies of each important file,
- 2 different media (disk, cloud, etc..),
- 1 copy stored in another location.



Example Configurations



Example Configurations



Example Configurations



Example Configurations



Big Data

- What do you do when you have 5, 10, or 25 TB of data?
- What are real, practical ways to get this much data backed up?
- What's the expectation for restore time?
  - 15 Mbs: 1 TB = 7 days
  - 100 Mbs: 1 TB = 23 hours
- What's the best ways to have multiple copies, and off site?



Is it ok to use Time Machine as the only solution?

- The answer is almost always

“no”

- Time Machine is not strong on reporting



Network and cloud backup from Third Parties

- Why do you use a third party?
  - Scalability
  - Reliability
  - Reporting
  - Features
- Take note of bootable restore, or not
- Cloud or local?
- What media options are offered?

Third Party options:

- Backblaze: Easy, inexpensive
- Code42 / Crashplan: Configuration and data location options, scalable
- Acronis: Remote client speed
- Archiware for large archives
- Retrospect: Media types, legacy
- Consumer Cloud: Carbonite, Mozy, DollyDrive
- Sync Utils: ChronoSync, Synchronize! X Plus
- Clones: dmg, SuperDuper, Carbon Copy Cloner, CopyCatX

More Resources

- Time Machine
  - Transfer Time Machine backups to a new drive [HT202380]
  - Local Snapshots [HT202301]
  - Time Machine Troubleshooting [PH18850]
  - Krypted: Yosemite Server Time Machine Service
  - Pondini.org

- TimeMachine Tools/GUIs/etc.
  - Watchman Monitoring (reporting, set trigger time and frequency)
  - Time Machine Editor (schedule editor)
  - iScheduleTimeMachine (schedule editor & toolbar replacement)
  - BackupLoupe
  - TimeMachineScheduler

- tmutil
  - Man Page
  - Krypted: Mass Deploying Time Machine

- OS X Server Essentials 10.10 by Arek Dreyer, Ben Greisler

- BackBlaze Best Drive Survey

Questions?

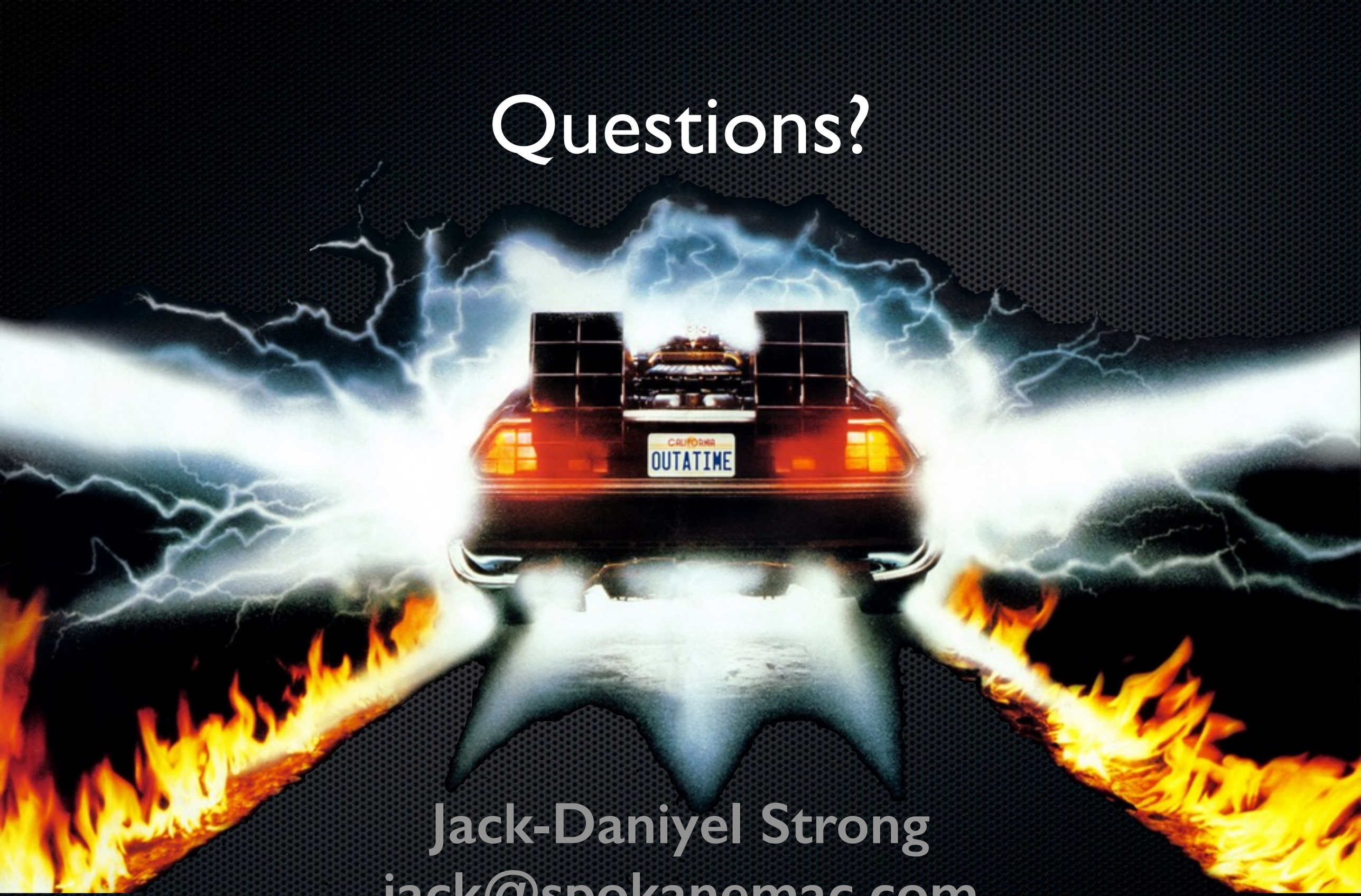

Jack-Daniyel Strong
jack@spokanemac.com
@SpokaneMac

MACTECH PRO EVENTS